

CUT PROFILES

With the cut profile, you can quickly adjust the height or width of the panel to suit your requirements on site. Cut the panel at the desired height/width and simply attach the profile. Troax cut profiles makes it possible to modify all our different mesh panels during installation. The profiles are available on stock in both grey and black. You can have them in any RAL colour upon request. The height of our polycarbonate panels can also be adjusted on site. Create a new frame by cutting the PC panel to the exact height you need, add the tape and then place the profile on top of your Polycarbonate panel. The cut profile is 1500 mm but is compatible with all standard panels from 200 – 1500 mm. The profile is available on stock in black and can be supplied in any colour of your choice.



VARIANTS

Art. Nr	Components
35800831	Cut prof. UR/ST20 L=800
30500901	Cut profile ST L=1250 Width modification
35800801	Cut prof. UR/ST20 L=200
31800875	Cut profile PC panel 1500
36800801	Cut prof. UX/ST30 L=200
30500921	Cut profile ST L=2050 Width modification
35800811	Cut prof. UR/ST20 L=300
36800811	Cut prof. UX/ST30 L=300

Art. Nr	Components
30500941	Cut profile ST L=2350 Width modification
35800871	Cut prof. UR/ST20 L=500
36800871	Cut prof. UX/ST30 L=500
36800430	Kit cut width
35800821	Cut prof. UR/ST20 L=700
36800821	Cut prof. UX/ST30 L=700
36800831	Cut prof. UX/ST30 L=800
36800435	Kit END Rapid Fix
35800841	Cut prof. UR/ST20 L=1000
36800841	Cut prof. UX/ST30 L=1000
36801650	Kit END 2500
36904550	Kit Combine Height/Width
35800851	Cut prof. UR/ST20 L=1200
36800851	Cut prof. UX/ST30 L=1200
35800861	Cut prof. UR/ST20 L=1500
36800861	Cut prof. UX/ST30 L=1500

ASSEMBLY INSTRUCTIONS


 Assembly Instructions - Kit Combine Height Width, 36904550.pdf	 Interactive 3D	 PDF
 Assembly Instruction_Cut_Profile_height_modification_ST20ST30_36700400_35700400_Ver002.pdf		 PDF

	Assembly Instruction Kit Cut 2500 ST UR UX_88754747.pdf		PDF		
	Assembly instruction - Kit CUT Rapid Fix_36800435_88754570.pdf		Interactive 3D		PDF
	Assembly instruction - Tape cut PC panel Kit 31700800, 31701500.pdf		Interactive 3D		PDF
	Assembly_instruction_End_2050_12450_ST20_ST30.pdf		PDF		


DOWNLOADS

Name	File type	
Product Sheet - Cut profiles_MG.pdf	Product sheets	DOWNLOAD


COMBINE WITH



PANEL ST30



PANEL ST PC



PANEL ST20

IMAGES

